

Adding Rigor and Relevance to Stations

Add rigor and relevance to station work by adjusting your Task Cards to meet the needs of students in your classroom. The goal is to achieve academic excellence, defined as "students' ability to apply what they learn in school to a variety of ever-changing situations." Students understand and retain knowledge best when they apply it in practical, relevant settings. The International Center for Leadership in Education's *Rigor and Relevance Framework*

is a powerful tool to help teachers reach higher levels of instruction.

You can promote level "C" thinking by using higher order thinking skills key words for reflection questions on the Task Card. Level "D" can be incorporated by adding a challenge level to the Task Card, asking students to make "real world" connections to the activity. See more in November's *Teacher Tips* regarding "rigor and relevance" through well-written Task Cards.

R I G O R	C	D
	Complex Analytical	Challenging Real World
	A	B
	Routine Memorization	Practical Hands-On

Add rigor: Add a higher order thinking skill reflection question to your Task Card.

Add relevance: Add a real world application such as design a product or teach others.

RELEVANCE

Creating "D" Moments...

- ▲ Teaching Others
- ▲ Storytelling
- ▲ Current Events
- ▲ Quiz Show
- ▲ Did You Know
- ▲ Summarizing

Lakewood Ranch students from **Elisa Gardana's** TEAMS Math classroom gather data to calculate mean, mode, median and range.



Welcome to the October edition of THE LEADING EDGE, news for and about CHILD and TEAMS educators. You can be proud that you are on the leading edge of education for the 21st century. You are beacons for change by creating joyful classrooms with high standards and strong results.

I encourage you to set high professional standards throughout the year. Dress professionally. Check all correspondence leaving your desk for grammatical and spelling errors. Get rid of classroom clutter and confusion. Create the conditions that generate respect from students and parents alike. You can do it!

Dr. Sally Butzin,
President and Executive
Director, ISI

More about rigor and relevance at www.leadered.com/rrr.html



Inside this issue:

TEAMS Students Transition to MS	2
Parents Embrace CHILD at Open House	2
Share Your Ideas....	3
Task Card Contest	3
Letter from the Editor	4
ISI Contact Information	4
Check It Out Online (Website Ideas)	4

Save these dates:

- **CHILD Consultant Training**, Safety Harbor, FL, February 6-7, 2010
- **CHILD Annual Conference**, Tampa, FL, April 16-17, 2010
- **CHILD Workshops in a Box** (Available Upon Request)

NEW TEAMS STUDENTS TRANSITION TO MIDDLE SCHOOL ...

Project TEAMS is the middle school version of Project CHILD, and this year there are five K-8 charter schools that have added TEAMS classrooms in sixth and seventh grades. TEAMS is organized around four interdisciplinary thematic units, the first 6th grade theme being "Transitions."

Erin Bogie, TEAMS teacher at **Imagine Charter at North Manatee** in Ellenton, Florida, capitalized on the theme during a project with the Asolo Repertory Theatre Conservatory in Sarasota. The theater students interviewed the Imagine students and other middle school students in the district to create an original production geared towards students' transition to middle school. Bits and pieces of the interviews were incorporated into an original Asolo production called *Life in the Middle*.

Mrs. Bogie effectively used the TEAMS stations to provide background knowledge about the Asolo Theatre. Students built dioramas of the various Asolo Theatres at the Exploration Station. At the Text Station they delved into the history of Asolo. At the Challenge Station they completed a word search with rich vocabulary specific to the theatre.

The final production was on October 23rd at the Asolo Theater. However, the Imagine TEAMS students will continue to participate in character development workshops with the theatre students throughout the year.



Essential Component:

Students have frequent opportunities to work in cooperative groups.



Mrs. Bogie utilizes the TEAMS Checklist to encourage students and keep track of work.



New TEAMS classrooms for middle school students are located at the following schools this year:

- Imagine at Lakewood Ranch**, in Bradenton, FL
- Imagine at North Manatee** in Ellenton, FL
- Imagine Nau Charter School** in Port St. Lucie, FL
- Imagine at Palmer Ranch** in Sarasota, FL
- Imagine at St. Petersburg**, St. Petersburg, FL

WELCOME TO....

Cedar Hall (IN), Culver Elementary (IN), Estes Elementary (KY), Hyde Park (NY), Palmer Ranch (FL), Nau Charter (FL), Lakeside (FL), Wright (FL)

Take Your Family To School Night

Over 200 CHILD students and family members in **New Britain, CT** came out for the second annual CHILD Family Night on October 7th. The evening began with a delicious pasta dinner and salad, followed by visits to various CHILD Stations.

Lyn Channey, CHILD Facilitator for the New Britain schools, planned the event to give parents an opportunity to experience CHILD first hand with their

children. Eighteen teachers volunteered their time to help set up and monitor the stations.

Excited children were seen all over the cafeteria at the local high school, showing their parents how to use Passports and Task Cards. There were a wide variety of interesting stations available for reading, writing and math at all levels. To top it all off, every child received a door prize of an educational game or book at the close of the evening. Family night was a big success, and Lyn is already thinking about hosting another one next year!




Jaime Petillo and **Steve Portera** helped make the event a huge success for all!

Essential Component: Parents view their child's Passport or Work Log to stay informed and provide input.

Be a part of the wave... Share your ideas!

Great things are happening in CHILD/TEAMS classrooms.



Intermediate teachers at **Abel Elementary** in **Sarasota, FL**, keep classroom rules concise and positive. All classrooms have the same four expectations: Be Respectful, Be Responsible, Be Safe, Be a Learner.

Essential Component: Teachers conduct an orientation to train students in classroom management techniques.



Veteran CHILD Math teacher, June Conley, **Abel Elementary** keeps her Task Cards organized by topic in large plastic bags. These are clipped to the wall in her storage room with activity game boards and supplies nearby.

Essential Component: Teachers use research-based resource materials to plan lessons and coordinate instruction.



Be explicit in your procedural posters. Take a look at this one for Computer Station from **Evansville, IN** teachers. Find more technology posters and activities online at www.ifs.org.

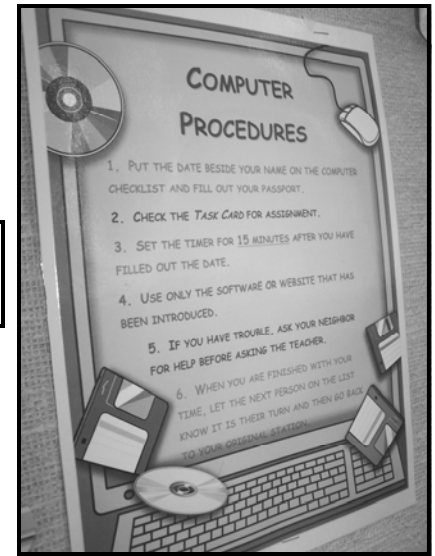
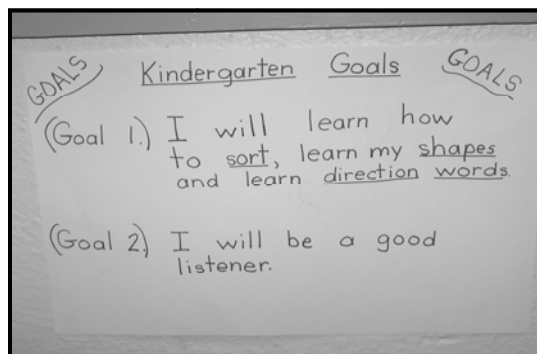
Essential Component: Students have frequent and equitable access to computers.



Kids just want to have fun!!! What a great place for students to read in a relaxing environment. EVERY classroom needs a class library and a special place to hang out with a good book! Emily Moss, **Lakewood Ranch, Bradenton, FL**



An area rug makes an excellent place to define an instructional space for whole group lessons. Students can also work on the rug for Challenge Station activities that involve games and puzzles. **Angie Kaliher, Lakewood Ranch, Bradenton, FL**



TASK CARD CONTEST

1. Win a \$25 Gift Certificate toward materials for your classroom by submitting quality Task Cards to ISI. Three prizes will be awarded!
2. Task cards must be submitted online using the current Task Card template. Send to diana.paulson@gmail.com
3. Use the Task Card rubric to check over your entries before submitting. Find the rubric and template online under Teacher Tools.
4. Entry deadline December 18.



Primary teachers in **Evansville, IN** are helping young learners set goals while learning to read. They use relevant text that contains beginning words for kindergarteners to practice often.

Essential Component: Students set and assess unit goals.

INSTITUTE FOR SCHOOL INNOVATION

1339 Mahan Drive
Tallahassee, Florida 32308
1-800-940-6985 www.ifs.org

Dr. Sarah (Sally) M. Butzin
Executive Director
sbutzin@ifs.org

Winky Jenkins-Rice
Director of Educational Programs
wrice@ifs.org

Diana Paulson, NBCT
Senior Program Specialist
diana.paulson@gmail.com

Julie Switzer
Training Facilitator
jswitzer@ifs.org

Dear **CHILD**[®] and TEAMS Educators,

We have an exciting year underway! Keep the Twenty Essential Components close at hand as you plan learning activities to keep your students engaged and active. Enjoy the opportunity that **CHILD** and **TEAMS** offer you to: 1) work productively in small groups at Teacher Station while the rest of the class is busy with rigorous activities, 2) specialize in a subject area that you enjoy and can excel at, and 3) work smarter as part of a team. **ISI** is just an email or phone call away with ideas and encouragement as well. It is with great joy that we share your success with others!



Have a fantastic year!

Diana Paulson, Leading Edge Editor



Redefining Classroom
Instruction Through
Technology and
Active Learning

CHILD District Contacts

Lyn Channey, New Britain, CT Facilitator, channeyl@csdnb.org
Debbie Ecton, Bowling Green, KY Contact, deborah.ecton@bgreen.kyschools.us
Debbie Haan, Okaloosa County Coordinator, haandb@cox.net
Colleen Henderson, Imagine CHILD Coordinator, colleen.henderson@imagineschools.com

Save the date...

Interested in being part of the ISI leadership team? Join us for CHILD Consultant Training in Safety Harbor, FL, February 6-7, 2010. Registration information is on the web site.

Check it out online !!!!

Check out the following on the ISI website:

- **Monthly Teacher Tips** (tried and true ideas to help your classroom run smoothly)
- **ENewsletters** (highlights from across the CHILD & TEAMS family)
- **Calendar:** Upcoming Events and Important Information
- **Press Releases and Research** (Send us news and we'll post for you.)
- **Teacher Tools:** Online resources including Task Cards, organizational forms, and more
- **Resources for Parents** and how they can be involved in your classroom

Visit us often and enjoy the wealth of resources that will help you achieve success in your CHILD or TEAMS classroom.



Essential Component:

Students have frequent and equitable access to computers.

Go to...www.ifs.org
CHILD Educators Log in
Username:
Password:

Grant Opportunities New Each Month

<http://www.grantwrangler.com/index.html>
The place to find funding fast for K-12 schools.

Kids Numbers <http://www.kidsnumbers.com/>
Learning Math step by step. Online math games designed by teachers for students of all ages.

Handwriting for Kids

<http://www.handwritingforkids.com/handwrite/index.htm>

Literacy Centers

<http://www.ourschoolfamily.com/Literacy%20Centers.htm>

http://hill.troy.k12.mi.us/staff/bnewingham/myweb3/literacy_centers%20Final.htm

This site pictures literacy stations for your reading and writing classroom.

Science Lessons for Every Age

<http://www.reachoutmichigan.org/funexperiments/agesubject/subject.html>

Activities at all levels for students and all topics of study.

ISI assumes no liability for the content of these sites. Be sure to preview carefully before allowing students to use.